

HOLMES COUNTY SCHOOL DISTRICT-DAILY LESSON PLAN

Teacher: **Qunnie M. Denton**
&Carolyn Powell _____
 Competency # _____

Subject: Science

Grade: K

Date: 6 / 30 /2010

Objective: _____

SPMS # _____

<p>DEPTH OF KNOWLEDGE</p> <input checked="" type="checkbox"/> DOK 1-Recall & Reproduction <input checked="" type="checkbox"/> DOK 2-Basic Reasoning, Using Skills & Concepts <input checked="" type="checkbox"/> DOK 3-Complex & Strategic Thinking <input type="checkbox"/> DOK 4-Extended Thinking or Reasoning	<p>RESOURCES</p> <input type="checkbox"/> Chalkboard/Dry erase board <input type="checkbox"/> Charts/maps _____ <input type="checkbox"/> Textbooks (pp. _____) <input type="checkbox"/> Workbooks (pp. _____) <input type="checkbox"/> Audio Visual Aids _____ <input checked="" type="checkbox"/> Worksheet <input checked="" type="checkbox"/> Paper/pencil/journal <input checked="" type="checkbox"/> Enrichment- Song, Go Mississippi/poem <input checked="" type="checkbox"/> Other Book: Levee, Here We Come!, <u>modeling clay, minature animals, trees, plastic container,</u> crayon, coloring pencils, drawing paper	<p>ADDITIONAL INFORMATION</p> <p>Homework M: T: W: Th: F:</p> <p>Projects:</p> <p>Other activities/reminders: (field trips, assemblies, parent/teacher conferences)</p>
---	--	---

OBJECTIVE(S): Given instruction in the Science Center, the student will identify a Levee, tell why a Levee is important, and name some of the wildlife found around the Levee with 85% accuracy.

ASSESSMENT(S): The students will draw a picture of the Levee including things found around the Levee.

PROCEDURES (Give a brief overview of each)

- Bell Ringer** (short, independent, relative activity to get students on task): The students will recite and act out a poem about the Levee(Rock-A-Bye-Levee).
- Opening** (state the objective, build prior knowledge, include relevance): The students will listen to the story, "Levee, Here We Come!". The students will answer atleast (8) questions about the story.
- Work Time** (procedures for teachers/students): The students will choose one page from the book read and complete the activity. Sing the song, "Go Mississippi".
- Closing** (summarize, review student learning, give homework): The students will name three things that they learned about the Levee, sing the song, "Go Mississippi", and recite the Levee poem, "Rock-A-Bye-Baby."

Differentiated Instruction

Remediation (describe activities that will provide remediation for students who need prerequisites in order to meet the objectives):
 Sand and Water Play Center: The students will use playdough to design a Levee, then place miniature animals, tree, and homes around the Levee.

Manipulative Center: The students will sort animal cookies to show the different animals seen on the Levee. The students will make a graph of the different animals found on the Levee to answer questions such as (fewer, more, and equal to)

Extra Practice (describe activities that will provide extra practice for students who are beginning to master the objective):

Art Center: The students will color a picture of a Levee scene.

Listening Center: The students will listen to a Levee poem (Tune"Rock-A-Bye--Baby".)

Enrichment (describe activities that will extended learning opportunities for students who have mastered the objective):

Music Center: The students will sing the song, "Go Mississippi".

Poem by Carolyn Powell and Qunnie M. Denton

(In the tune of Rock- A- Bye Baby)

Rock- A- Bye Delta

Rock- A- Bye, delta
On the river rock
When the flood comes
The levee will block
When the river gets too tall
The levee will protect us all.

From the high hilltops
Down to the sea
Nothing is as dear
Than the levee to me
There where things are wide and bright
The levee keeps me safe both day and night.

Go, Mississippi

Words and Music by Houston Davis

Verse:

States may sing their songs of praise
With waving flags and hip-hoo-rays,
Let cymbals crash and let bells ring
Cause here's one song I'm proud to sing.

Choruses:

Go, Mississippi, keep rolling along,
Go, Mississippi, you cannot go wrong,
Go, Mississippi, we're singing your song,
M-I-S-S-I-S-S-I-P-P-I


Go, Mississippi, you're on the right track,
Go, Mississippi, and this is a fact,
Go, Mississippi, you'll never look back,
M-I-S-S-I-S-S-I-P-P-I

Go, Mississippi, straight down the line,
Go, Mississippi, ev'rything's fine,
Go, Mississippi, it's your state and mine,
M-I-S-S-I-S-S-I-P-P-I

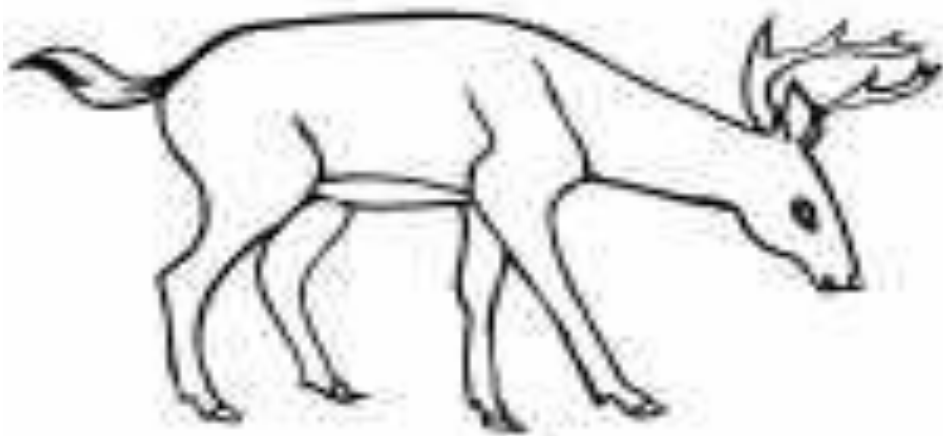
Go, Mississippi, continue to roll,
Go, Mississippi, the top is the goal,
Go, Mississippi, you'll have and you'll hold,
M-I-S-S-I-S-S-I-P-P-I

Go, Mississippi, get up and go,
Go, Mississippi, let the world know,
That our Mississippi is leading the show,
M-I-S-S-I-S-S-I-P-P-I


The student will color the picture of a Levee animal and draw its habitat.



The student will color a Levee animal and draw its habitat.



The student will color a picture of a Levee animal and draw its habitat.



References

1. [Printable paper house craft](#)
House 3D Paper Craft. This craft works well for a "my family", ... to save ink, try printing on construction paper. The roof (template 3) works especially ...
http://www.dltk-kids.com/crafts/miscellaneous/printable_paper_house_craft.htm - Cached

Search Results

2. [Paper Toys - Paper Cut-Outs - FREE at PaperToys.com](#)

Collection of 3D paper fold-up toy images for kids and adults that can be printed, colored, folded, and glued. Also provides services for custom designing paper models. ...

www.papertoys.com - Cached

2. [Free Printable Coloring Pages - Free Coloring Pages](#)
Free Printable Coloring Pages. More than 2700 coloring pages that you can download and print. Today's most popular coloring pages: Amazing Butterfly ...
<http://www.freeprintablecoloringpages.net/> - Cached

3. 50states.com

4. [Str. Natchez | steamboats.org: Video](#)
The Natchez is a beautiful sternwheeler cruising in the harbor of New Orleans. Since 1975 she is the place to have dance, music and dinner while steamin' ...
<http://www.steamboats.org/steamboat-pictures/natchez.html> - Cached